

RECYCLING VEHICLE RANGE

Configured for maximum choice



DENNIS EAGLE LTD
DESIGNED WITH YOU IN MIND

A revelation in recycling

Society is waking up to the realisation that the world's natural resources are finite and that the recycling of waste is crucial if we want a sustainable future. Dennis Eagle has spent many years researching and developing complete refuse collection vehicle (RCV) solutions designed specifically for the wide range of recycling initiatives that make up this rapidly expanding market.

Choice, flexibility and safety have become the hallmarks of the Dennis Eagle recycling range. Equipping customers with the necessary technology to stay ahead of changing targets and guidelines is our primary aim.

As with all Dennis Eagle products, reliability, strength and service are assured for maximum productivity and performance. What's more, you can select the best chassis, body and bin lift combination to suit your individual needs.

For complete solutions, look no further than the Twin Pack, the Duo or the One Pass. These powerful RCVs specifically engineered for recycling have an enduring reputation for quality and robustness.

What's more the popular Phoenix 2 body has been used in various recycling schemes for green waste and dry recyclables. When combined with the Elite 2 chassis, it will provide a complete vehicle solution that offers outstanding manoeuvrability and performance.



The Phoenix 2 body is ideal for collecting green waste due to its full hopper seal and keel shaped body floor that allows liquid to flow into a drainable sump at the front of the body. The liquid can be drained from the sump when required.

The Elite chassis continues to out-perform its rivals and is ideal for use in conjunction with other body types and bin lifts.

Available with the all-new and revolutionary Elite 2 stainless steel cab, it is a wide and narrow track low entry favourite.



Phoenix 2 mounted on the Elite 2 chassis, the complete vehicle solution for recycling



The Maclift kerbsider mounted on the Elite 4 x 2 chassis



The Terberg kerbsider mounted on the Elite 4 x 2 chassis

The tried and proven Twin Pack

The Twin Pack

The Dennis Eagle Twin Pack remains a popular compaction RCV for those looking for a dual compartment body. Two totally separate bodies, tailgates and independent operational systems, safeguard against cross contamination at all stages of the collection and recycling process.



A truly complete recycling solution, the Twin Pack is versatile and efficient. Whilst operators have traditionally dedicated the larger body compartment for collecting general waste and the smaller one for recycling material, both body compartments can now be deployed to segregate different categories of recyclable or household waste to suit all kinds of initiatives.

There are two body sizes that complement the Dennis Eagle Elite chassis. The Twin Pack 15 is divided into 5 and 10 m³ compartments whereas the Twin Pack 20 is split into 6.3 and 12.6 m³ compartments.

Two independently operating hoppers

The Twin Pack's two separate hoppers feature independent operational systems, addressing the problem of cross contamination at the recycling facility and alleviating concerns about reliability and performance.



Improved stability due to low centre of gravity

Independent tilt tests affirm great levels of stability. The low centre of gravity reduces risk of roll-over when asymmetrically loaded, delivering new standards in safety. For maximum stability rubber rear suspension is offered to provide a driver tolerant stable platform.



Recycling versatility

The Duo

Using its own dedicated bin lift the Duo twin compartment recycling vehicle offers versatility for recycling schemes by featuring a top loaded body compartment located behind the cab. It too provides total protection against contamination during the collection and off loading processes.

The Duo's smaller compartment is most frequently used for recyclable materials and the larger, main body compartment delivers excellent overall payloads for non-separated waste and is based on the advanced design principles of Phoenix 2.

Key characteristics

- Phoenix 2 body delivers improved payloads
- Totally independent rear of cab mounted recycling compartment
- Simple and easy to operate
- Top loading non-compaction body maximises carrying capacity



The One Pass

Exemplifying perfectly Dennis Eagle's innovative approach to the development of optimum RCV solutions for recycling is the One Pass. It is a complete recycling solution that features the main elements of the Twin Pack and the Duo combined to create a single pioneering performer.

To provide operators with the option of collecting three categories of waste, the true versatility of the One Pass comes from the Twin Pack's dual compacting bodywork that works in tandem with a behind-the-cab recycling pod.

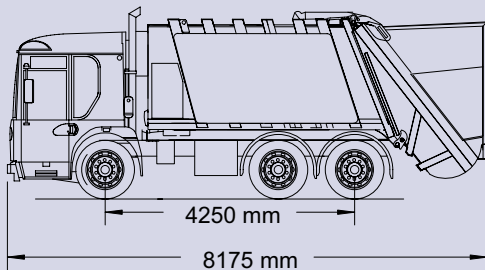
It is a combination that continues to push the barriers of refuse collection vehicle design, and most importantly, satisfies the different and wide ranging demands of the recycling industry.



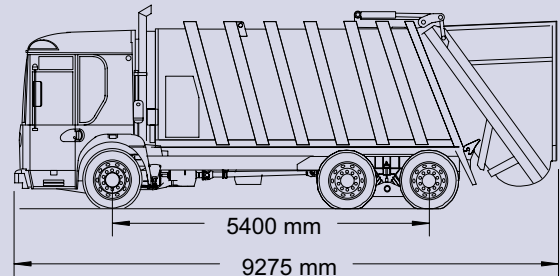
Configured for maximum choice

Recycling schemes and initiatives vary enormously. Delivering a host of choices that enable customers to tailor make their own solutions means they can meet their targets without compromising on safety or productivity.

HIGH CAPACITY TWIN PACK 15 - 6x2 ML

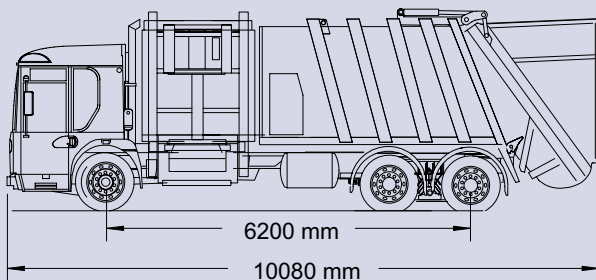


HIGH CAPACITY TWIN PACK 20 - 6x4



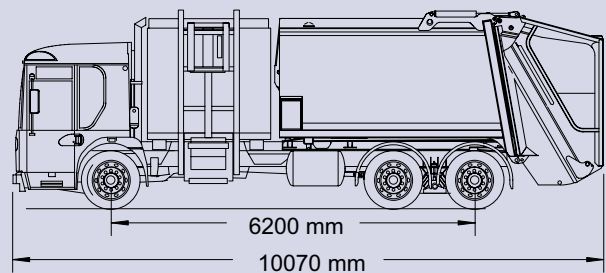
ONE PASS 6x4

(TWIN PACK 15 WITH 7.6m RECYCLER BOX)



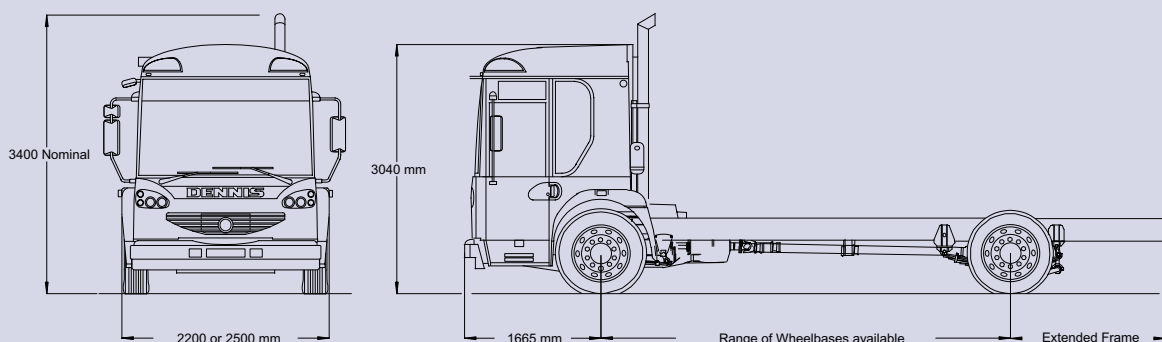
P2 DUO 6x4

(PHOENIX 2-15W WITH 9m RECYCLER BOX)



Individual detailed specification sheets available on request or from the Dennis Eagle website as downloadable pdf files.

ELITE 2 CHASSIS



The Elite 2 chassis is available in both a standard 2.5m and narrow 2.2m width variation. A number of wheelbase options are also available.

Designed with you in mind

With a British engineering heritage that dates back to the turn of the last century, the company has become a UK market leader with a rapidly expanding customer base in Continental Europe, Scandinavia and the rest of the world.

Dennis Eagle designs and manufactures vehicles for people. It is the changing needs of our customer that drive our business and shape the way our vehicles look and perform.

By constantly monitoring the waste management industry and listening to what our customers say, nobody is more up to date with current environmental and safety issues, or better placed to provide solutions.

Our 600 strong team is extremely proud of the work it does and this is reflected in all aspects of our operation. We constantly strive to develop quality products that exceed expectation in terms of performance, cost and delivery.

Our vehicles really are designed with you in mind.



DENNIS EAGLE LTD
DESIGNED WITH YOU IN MIND

Dennis Eagle Limited
Heathcote Way,
Heathcote Industrial Estate
Warwick CV34 6TE
Tel: +44 (0)1926 458500
Fax: +44 (0)1926 316550
Email: sales@dennis-eagle.co.uk

www.dennis-eagle.co.uk